

DESCRIPTION

PRODUCT CODE: **CBH/S**

Panel type CBH/S, manufactured from CBI Europe, fully steel encapsulated dimension 600x600x31 mm, core made by high density calcium sulphate completely encapsulated with galvanised steel 0,5 mm.

APPLICATION USE

Offices - Private buildings - Public Buildings - Libraries - Banks - Museums - Computer Rooms

TOP COVERING




Panel designed and manufactured to be installed bare without top covering. The top covering will be applied after installation of the raised access floor and it will be apply lay-loose tiles dimension 500x500 or 600x600 mm carpet or PVC material.



TECHNICAL SPECIFICATIONS

Dimension	600 x 600 mm	Fire reaction UNI EN 13501-1:	A1		LEED Certified Panel CBI Member of Green Building Council
Thickness	31.0 mm	Fire resistance UNI EN 13501-2:	REI 60		CE Marking
Weight	15.50 Kg	Test obtained 60 minutes fire resistance:	60 minutes		Member of CIG Federation RINA ISO 9001:2008 Quality Standard Certification
Panel Core	Calcium sulphate	Airborne Insulation UNI EN ISO 10848-2:	$D_{n,f,w} = 54$ dB		
Density Core	1300 Kg/mc +/-5%	Impact Sound Insulation UNI EN 140-12 / 717-1:	$L_{n,f,w} = 41$ dB		
Tolerance Dim.	+/-0.3mm	Walking Sound Insulation UNI EN ISO 10140-3: UNI EN ISO 717-2:	$\Delta L_w = 26$ dB		
Life Expectancy	25 Years	Product Warranty (months):	24		

TECHNICAL FEATURES - UNI EN 12825

STRUCTURE SYSTEM	POINT OF PRESSURE	DEFLECTION 2.5 mm	ULTIMATE LOAD	LOADING CLASS	
CBH/ST	Center of panel	5.8 kN	15.0 kN	6	
	Diagonal 70 mm	5.6 kN	12.4 kN	6	
CBH - CR	Center of panel	6.1 kN	15.4 kN	6	
	Diagonal 70 mm	5.7 kN	12.6 kN	6	
IF Tubolar	Center of panel	6.4 kN	16.5 kN	6	
	Diagonal 70 mm	5.8 kN	13.6 kN	6	

CBI Europe
Via Mons. A.O. Romero, 14-16
60027 OSIMO (AN) Italy

The load resistance tests have been performed in CBI Europe's internal laboratory and simulate the test method indicated by UNI EN 12825: 2001. The results obtained at a height of 20 cm may vary depending

on the installation and the general conditions of the site.
If the project requires a certification from a third party this must be explicitly requested.

SYSTEM TYPE: CBI/ST STRUCTURE

Offices - Private buildings

code	height	
CBI03 F12	45/65	mm
CBI04 F12	61/90	mm
CBI05 F12	83/130	mm
CBI06 F12	120/200	mm
CBI07 F12	170/290	mm
CBI01 F16	26/35	mm
CBI02 F16	32/48	mm
CBI03 F16	45/65	mm
CBI04 F16	61/90	mm
CBI05 F16	83/130	mm
CBI06 F16	120/200	mm
CBI07 F16	170/290	mm
CBI08 F16	250/390	mm
CBI09 F16	350/490	mm
CBI10 F16	450/650	mm

SYSTEM CBI/ST
INSTALLED WITHOUT
STRINGERS



Vertical Axial load of pedestals **CBI 06** according to standard UNI EN 12825

TEST - 1	Ultimate load - 47.15 kN	Mean ultimate load - 53.16 kN
TEST - 2	Ultimate load - 55.78 kN	
TEST - 3	Ultimate load - 56.55 kN	

SYSTEM TYPE: CBI STRUCTURE

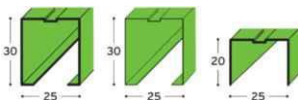
Offices - Private buildings

code	height	
CBI03 F12	45/65	mm
CBI04 F12	61/90	mm
CBI05 F12	83/130	mm
CBI06 F12	120/200	mm
CBI07 F12	170/290	mm
CBI03 F16	45/65	mm
CBI04 F16	61/90	mm
CBI05 F16	83/130	mm
CBI06 F16	120/200	mm
CBI07 F16	170/290	mm
CBI08 F16	250/390	mm
CBI09 F16	350/490	mm
CBI10 F16	450/650	mm

SYSTEM CBI
CLIP-ON STRINGERS



STRINGER: T536/A 25x30mm
T536/L 25x30mm
T536/S 25x20mm



SYSTEM TYPE: CR STRUCTURE

Offices - Private buildings - Public buildings - Banks - Museums

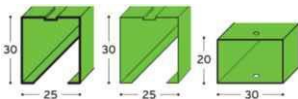
code	height	
CR01 F16	200/350	mm
CR02 F16	350/550	mm
CR03 F18	550/800	mm
CR04 F20	800/1050	mm
CR05 F20	1050/1300	mm

SYSTEM CR
CLIP-ON STRINGERS
TUBULAR STRINGERS



STRINGER: T536/A 25x30mm
T536/L 25x30mm

TUBULAR: TT535 30x20mm



SYSTEM TYPE: IF STRUCTURE

Public buildings - Banks - Museums - Computer rooms

code	height	
IF1622	160/220	mm
IF2128	210/280	mm
IF2734	270/340	mm
IF3339	330/390	mm
IF3844	380/440	mm
IF4349	430/490	mm
IF4854	480/540	mm
IF5359	530/590	mm
IF5873	580/730	mm
IF7287	720/870	mm
IF8699	860/990	mm

SYSTEM IF
TUBULAR STRINGERS



TUBULAR: TT535 30x20mm

